


Going to the Medical & Cognitive Research Unit (MCRU)

Social Script


Before Your Appointment

- A Research Nurse will call you the day before your appointment to discuss any help you might need.
- You will also be asked to bring all your current medications with you.



Getting to MCRU by Taxi

- If catching a taxi, ask the driver to enter Heidelberg Repatriation Hospital through Gate 10.
- Get out of the taxi at the Main Entrance of Centaur Wing.

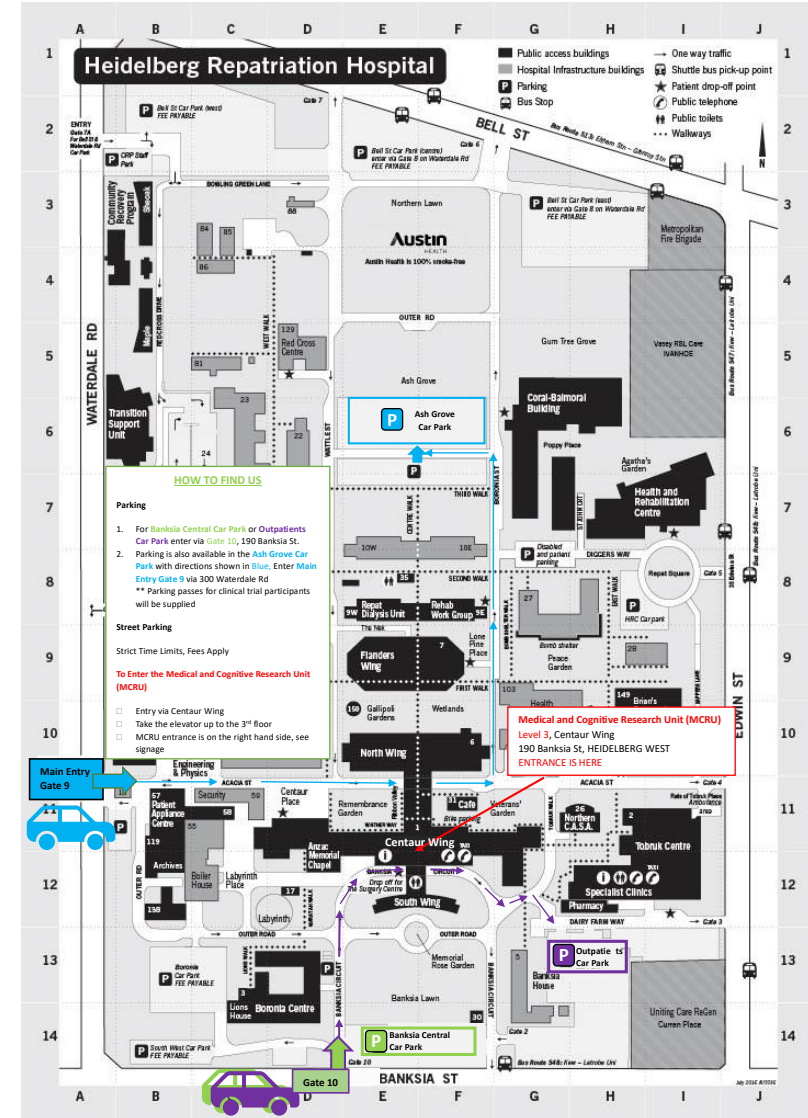


Getting to MCRU by Car

If you are driving, you can enter the Hospital grounds via **Gate 9** off Waterdale Road or **Gate 10** off Banksia St.

You can park your car anywhere there are 3P signs. Suggestions are “Outpatients carpark” (marked in purple) or “Banksia Central carpark” (marked in green) or “Ashgrove carpark” (marked in blue).

If your appointment takes longer than 3 hours, you will have time to move your car.



Getting to MCRU by Car

- Once you have parked your car, follow the directions on the map to get to Centaur Wing.
- There are signs on the buildings to direct you.



Getting to MCRU



- When you are inside the Centaur Wing, enter the lift and press the button for Level 3.
- If the lifts are not working, you can use the stairs



Getting to MCRU

- You will step out of the lift at Level 3. The foyer has green walls.



Getting to MCRU



- Enter through the sliding doors that say "Medical & Cognitive Research Unit (MCRU)".



MCRU Reception

- There will be someone at the reception desk to greet you.



- Clean your hands with sanitizer and put on a face mask.




MCRU Reception

- There is an accessible toilet in the waiting area.
- You can ask a staff member to show you where it is.




MCRU Reception

- Sit down in the reception area. There might be other people waiting there too.
- The Research Nurse will come and greet you.



Meeting the Research Nurse

- The Research Nurse will explain to you what will happen during your appointment.




Meeting the Doctor

- You will be introduced to one of the Doctors who will invite you into their office and talk to you about the Clinical Trial.
- There will be plenty of time to ask all your questions.



Signing the Consent Forms

- If you decide to participate in the Clinical Trial, you will be given a consent form to sign.
- Your Study Partner will also sign a consent form.



Meeting the Psychologist

- You might be introduced to a Psychologist who will ask you some questions about your memory.



Tests You May Have

- You might be requested to have your blood taken.
- You might be requested to have an ECG.



Refreshments

- You will be offered some lunch and a drink of tea or coffee or water.




After Your Appointment

- You will be given a "Welcome Pack" to take home with you.
- It will have a copy of the forms that you signed.
- It will also have some useful information for you to read at home.



After Your Appointment

- When you have finished your appointment, the Research Nurse will say goodbye and show you the way out.



After Your Appointment

- If you drove, we will give you a ticket that will open the boom gate to exit the carpark.
- If you need to catch a taxi home, we will show you where the call button is.

